


PWM Dimming Signal Converter User Manual



(Please read through this manual carefully before use)

1. Brief Introduction

Welcome to use PWM dimming signal converter, it is a kind of high-performance dimming signal converter, which adapts optical isolation technology, converts the constant voltage or constant current PWM signal into the 0 to 10v analog signal or 5 v PWM or 10 v PWM signal.

2. Specifications

Model	0-10V	PWM 5V	PWM 10V
Input voltage	DC12V-DC24V	DC12V-DC24V	DC12V-DC24V
Input signal	CV/CC PWM ×4CH	CV/CC PWM ×4CH	CV/CC PWM ×4CH
Output signal	0-10V analog signal× 4CH	5V PWM × 4CH	10V PWM × 4CH
Signal input interface	terminal block		
Product dimension	L176×W46×H30		
Weight	135g		

3. Basic Features

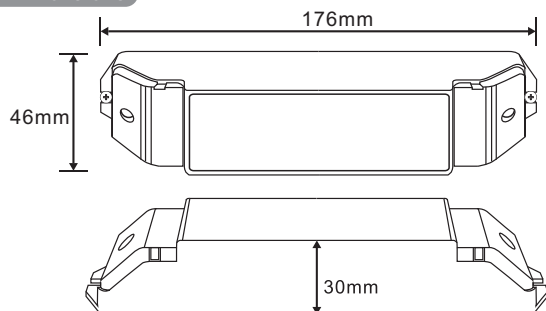
- Working voltage from DC12V~DC24V
- Suitable for constant voltage or constant current PWM signals to signal conversion.
- Optical isolation protection at input port.

1

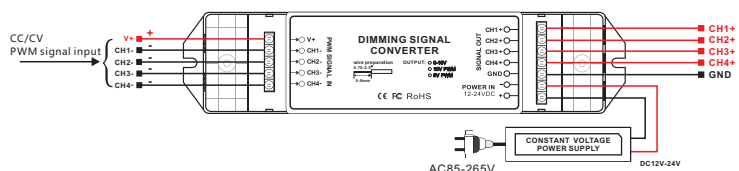
4. Safety warnings

- To ensure your safety and product properly usage, please read the user manual carefully.
- To avoid installed the product in minefield, strong magnetic field and high voltage area.
- To ensure the wiring is correct and firm avoiding short circuit damages to components and cause fire.
- Please install the product in a well ventilated area to ensure appropriate temperature environment.
- The product must be worked with DC constant voltage power supply.
Please check the consistence of input power with the product, if the output voltage of the power comply with that of the product.
- Connect the wire with the power on is forbidden. Ensure proper wiring first then check to ensure no short-circuit, then power on !
- Don't repair it by yourself whenever an error occur. Contact the supplier for any inquiry.

5. Dimensions



6. Conjunction Diagram



2

7. Exception Handles

Malfunction	Reasons	Solutions
No response	1. no power supply	1. Check power supply
	2. Reversed polarity	2. Reverse it
One or several color(s) alight but no change	3. Signal terminal not connected or reversed	3. Check the wiring, re-wire signal wiring properly

8. After Sales

From the day you purchase our products within 3 years, if being used properly in accordance with the instruction, and quality problems occur, we provide free repair or replacement services except the following cases:

- Any defects caused by wrong operations.
- Any damages caused by inappropriate power supply or abnormal voltage.
- Any damages caused by unauthorized removal, maintenance, modifying circuit, incorrect connections and replacing chips.
- Any damages due to transportation, breaking, flooded water after the purchase.
- Any damages caused by earthquake, fire, flood, lightning strike etc force majeure of natural disasters.
- Any damages caused by negligence, inappropriate storing at high temperature and humidity environment or near harmful chemicals.

3